



U-Reel Accessories

340° PIVOT BASE



SPOOL WIDTH	PART NUMBER
4"-6"	042284
8"-10"	042285
12"-14"	042286

ROLLER HOSE GUIDES



Roller Guides aid hose rewind and also correctly position pivot base mounted reel. Specify horizontal or vertical retrieval (horizontal shown above). Width is automatically calculated to fit width of spool.

HOSE STOPS



PART NUMBER	TYPE	FITS O.D.s MIN - MAX
037529	B	0.44 - 0.62
037531	A	0.62 - 0.75
037532	A	0.75 - 1.05
037533	A	1.06 - 1.30
037535	B	0.75 - 1.05
037536	B	1.06 - 1.38
037537	B	1.39 - 1.55
041845	B	1.56 - 1.87
041846	B	1.88 - 2.06

ACCESSORY CODE

Affix letters for each accessory to end of model number. See below.

Horizontal Roller Guide = **H** 340° Pivot Base = **P**
 Vertical Roller Guide = **V** Dog & Ratchet (ratchet lock) = **D**
 Spool Lock = **S** Limit Switch = **L**

STOCK HOSE DATA

Nominal I.D. (in.)	Nominal O.D. (in.)	Maximum Pressure (psi)	Weight Per Foot (lbs.)	Liquid Weight Per Foot (lbs.)
0.375	.73	315	0.18	0.05
0.500	.88	315	0.24	0.09
0.750	1.19	315	0.40	0.19
1.000	1.47	250	0.54	0.34
1.250	1.73	200	0.68	0.53
1.500	1.98	150	0.79	0.77

DOG & RATCHET

Standard Rotation....P/N 042230
 Reverse Rotation....P/N 042231

Used on hand pull reels only.
 Ratchet locks spool after hose is extended to remove tension from hose, releases with a tug to rewind hose (similar to a window shade).

SPOOL LOCK

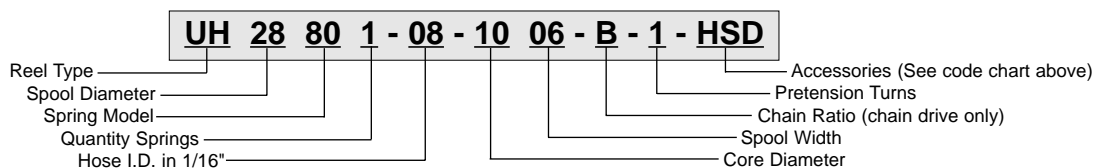
All models....P/N 042227

Pin that can be manually extended thru hole in spool to prevent rotation during spring adjustment, hose replacement or other maintenance.

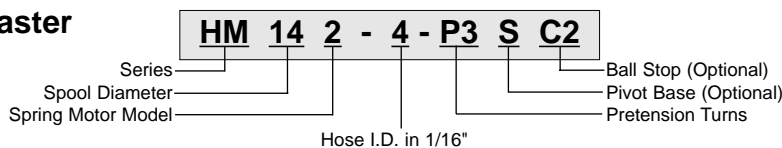
Model Numbers

Choose the correct model number from the Selection Charts on the preceding pages using your hose and application information. Please consult Gleason Reel Corp. if you don't find a hose reel that fits your specific application. For your convenience, model number explanations are shown below.

U-Reels



Hose-Master



K-Reels

